


Industrial Class K-5

NLN



250VAC

fast



NLN DIMENSIONS (mm)				
AMPS	A	B	C	D
1-30	51	14		
35-60	76	21		
65-100			149	27
110-200			181	40
225-400			219	53
450-600			264	66

Fast acting for general purpose applications

PART NO.	AMP	PART NO.	AMP
NLN1	1A	NLN60	60A
NLN2	2A	NLN70	70A
NLN3	3A	NLN80	80A
NLN4	4A	NLN90	90A
NLN5	5A	NLN100	100A
NLN6	6A	NLN110	110A
NLN7	7A	NLN125	125A
NLN8	8A	NLN150	150A
NLN10	10A	NLN175	175A
NLN12	12A	NLN200	200A
NLN15	15A	NLN225	225A
NLN20	20A	NLN250	250A
NLN25	25A	NLN300	300A
NLN30	30A	NLN350	350A
NLN35	35A	NLN400	400A
NLN40	40A	NLN450	450A
NLN45	45A	NLN500	500A
NLN50	50A	NLN600	600A


FUSE HOLDERS TO SUIT **Refer to page 61**

NLS



600VAC

fast



NLS DIMENSIONS (mm)				
AMPS	A	B	C	D
1-30	127	21		
35-60	139	27		
65-100			200	34
110-200			244	46
225-400			295	66
450-600			340	80


Fast acting for general purpose applications

PART NO.	AMP	PART NO.	AMP
NLS1	1A	NLS60	60A
NLS2	2A	NLS70	70A
NLS3	3A	NLS80	80A
NLS4	4A	NLS90	90A
NLS5	5A	NLS100	100A
NLS6	6A	NLS110	110A
NLS7	7A	NLS125	125A
NLS8	8A	NLS150	150A
NLS10	10A	NLS175	175A
NLS12	12A	NLS200	200A
NLS15	15A	NLS225	225A
NLS20	20A	NLS250	250A
NLS25	25A	NLS300	300A
NLS30	30A	NLS350	350A
NLS35	35A	NLS400	400A
NLS40	40A	NLS450	450A
NLS45	45A	NLS500	500A
NLS50	50A	NLS600	600A

FUSE HOLDERS TO SUIT **Refer to page 61**

Industrial Class RK5

FLNR 250VAC slow




FLNR DIMENSIONS (mm)				
AMPS	A	B	C	D
1-30	51	14		
35-60	76	21		
70-100			149	27
110-200			181	40
225-400			219	53
450-600			264	66

Slow acting for motor circuit protection

PART NO.	AMP	PART NO.	AMP	PART NO.	AMP
FLNR1/10	100MA	FLNR3-2/10	3.2A	FLNR50	50A
FLNR1/8	125MA	FLNR3-1/2	3.5A	FLNR60	60A
FLNR15/100	150MA	FLNR4	4A	FLNR70	70A
FLNR2/10	200MA	FLNR4-1/2	4.5A	FLNR75	75A
FLNR1/4	250MA	FLNR5	5A	FLNR80	80A
FLNR3/10	300MA	FLNR5-6/10	5.6A	FLNR90	90A
FLNR4/10	400MA	FLNR6	6A	FLNR100	100A
FLNR1/2	500MA	FLNR6-1/4	6.25A	FLNR110	110A
FLNR6/10	600MA	FLNR7	7A	FLNR125	125A
FLNR8/10	800MA	FLNR7-1/2	7.5A	FLNR150	150A
FLNR1	1A	FLNR8	8A	FLNR175	175A
FLNR1-1/8	1.125A	FLNR9	9A	FLNR200	200A
FLNR1-1/4	1.25A	FLNR10	10A	FLNR225	225A
FLNR1-4/10	1.4A	FLNR12	12A	FLNR250	250A
FLNR1-1/2	1.5A	FLNR15	15A	FLNR300	300A
FLNR1-6/10	1.6A	FLNR17-1/2	17.5A	FLNR350	350A
FLNR1-8/10	1.8A	FLNR20	20A	FLNR400	400A
FLNR2	2A	FLNR25	25A	FLNR450	450A
FLNR2-1/4	2.25A	FLNR30	30A	FLNR500	500A
FLNR2-1/2	2.5A	FLNR35	35A	FLNR600	600A
FLNR2-8/10	2.8A	FLNR40	40A		
FLNR3	3A	FLNR45	45A		

FUSE HOLDERS TO SUIT Refer to page 61

FLSR 600VAC slow



FLSR DIMENSIONS (mm)				
AMPS	A	B	C	D
1-30	127	21		
35-60	139	27		
70-100			200	34
110-200			244	46
225-400			295	66
450-600			340	80

Slow acting for motor circuit protection

PART NO.	AMP	PART NO.	AMP	PART NO.	AMP
FLSR1/10	100MA	FLSR3-2/10	3.2A	FLSR50	50A
FLSR1/8	125MA	FLSR3-1/2	3.5A	FLSR60	60A
FLSR15/100	150MA	FLSR4	4A	FLSR70	70A
FLSR2/10	200MA	FLSR4-1/2	4.5A	FLSR75	75A
FLSR1/4	250MA	FLSR5	5A	FLSR80	80A
FLSR3/10	300MA	FLSR5-6/10	5.6A	FLSR90	90A
FLSR4/10	400MA	FLSR6	6A	FLSR100	100A
FLSR1/2	500MA	FLSR6-1/4	6.25A	FLSR110	110A
FLSR6/10	600MA	FLSR7	7A	FLSR125	125A
FLSR8/10	800MA	FLSR7-1/2	7.5A	FLSR150	150A
FLSR1	1A	FLSR8	8A	FLSR175	175A
FLSR1-1/8	1.125A	FLSR9	9A	FLSR200	200A
FLSR1-1/4	1.25A	FLSR10	10A	FLSR225	225A
FLSR1-4/10	1.4A	FLSR12	12A	FLSR250	250A
FLSR1-1/2	1.5A	FLSR15	15A	FLSR300	300A
FLSR1-6/10	1.6A	FLSR17-1/2	17.5A	FLSR350	350A
FLSR1-8/10	1.8A	FLSR20	20A	FLSR400	400A
FLSR2	2A	FLSR25	25A	FLSR450	450A
FLSR2-1/4	2.25A	FLSR30	30A	FLSR500	500A
FLSR2-1/2	2.5A	FLSR35	35A	FLSR600	600A
FLSR2-8/10	2.8A	FLSR40	40A		
FLSR3	3A	FLSR45	45A		


FUSE HOLDERS TO SUIT Refer to page 61

Industrial Class J

JTD 600VAC slow



Slow acting for circuits with high inrush currents



JTD DIMENSIONS (mm)					
AMPS	A	B	C	D	E
1-30	57	21			
35-60	60	27			
70-100			117	29	92
110-200			146	38	111
225-400			181	51	133
450-600			203	64	152


PART NO.	AMP	PART NO.	AMP
JTD8/10	800MA	JTD20	20A
JTD1	1A	JTD25	25A
JTD1-1/4	1.25A	JTD30	30A
JTD1-1/2	1.5A	JTD35	35A
JTD1-6/10	1.6A	JTD40	40A
JTD1-8/10	1.8A	JTD45	45A
JTD2	2A	JTD50	50A
JTD2-1/4	2.25A	JTD60	60A
JTD2-1/2	2.5A	JTD70	70A
JTD2-8/10	2.8A	JTD80	80A
JTD3	3A	JTD90	90A
JTD3-2/10	3.2A	JTD100	100A
JTD3-1/2	3.5A	JTD110	110A
JTD4	4A	JTD125	125A
JTD4-1/2	4.5A	JTD150	150A
JTD5	5A	JTD175	175A
JTD5-6/10	5.6A	JTD200	200A
JTD6	6A	JTD225	225A
JTD7	7A	JTD250	250A
JTD8	8A	JTD300	300A
JTD9	9A	JTD350	350A
JTD10	10A	JTD400	400A
JTD12	12A	JTD450	450A
JTD15	15A	JTD500	500A
JTD17-1/2	17.5A	JTD600	600A

FUSE HOLDERS TO SUIT Refer to page 61

JLS 600VAC fast



Fast acting for general purpose applications



JLS DIMENSIONS (mm)					
AMPS	A	B	C	D	E
1-30	57	21			
35-60	60	27			
70-100			117	29	92
110-200			146	38	111
225-400			181	51	133
450-600			203	64	152

PART NO.	AMP	PART NO.	AMP
JLS1	1A	JLS90	90A
JLS3	3A	JLS100	100A
JLS6	6A	JLS110	110A
JLS10	10A	JLS125	125A
JLS15	15A	JLS150	150A
JLS20	20A	JLS175	175A
JLS25	25A	JLS200	200A
JLS30	30A	JLS225	225A
JLS35	35A	JLS250	250A
JLS40	40A	JLS300	300A
JLS45	45A	JLS350	350A
JLS50	50A	JLS400	400A
JLS60	60A	JLS450	450A
JLS70	70A	JLS500	500A
JLS80	80A	JLS600	600A


FUSE HOLDERS TO SUIT Refer to page 61

Industrial Class T

JLLN

300VAC

fast



JLLN DIMENSIONS (mm)					
AMPS	A	B	C	D	E
1-30	22.4	10.3			
35-60	22.4	14.1			
70-100			54.9	20.6	39.6
110-200			62.0	26.9	42.9
225-400			69.8	33.8	46.7
450-600			77.7	41.1	51.6
700-800			85.8	52.8	64.3
1000-1200			102.0	63.5	64.3

Fast acting for general purpose applications


PART NO.	AMP	PART NO.	AMP
JLLN1	1A	JLLN110	110A
JLLN2	2A	JLLN125	125A
JLLN3	3A	JLLN150	150A
JLLN6	6A	JLLN175	175A
JLLN10	10A	JLLN200	200A
JLLN15	15A	JLLN225	225A
JLLN20	20A	JLLN250	250A
JLLN25	25A	JLLN300	300A
JLLN30	30A	JLLN350	350A
JLLN35	35A	JLLN400	400A
JLLN40	40A	JLLN450	450A
JLLN45	45A	JLLN500	500A
JLLN50	50A	JLLN600	600A
JLLN60	60A	JLLN700	700A
JLLN70	70A	JLLN800	800A
JLLN80	80A	JLLN1000	1000A
JLLN90	90A	JLLN1100	1100A
JLLN100	100A	JLLN1200	1200A

FUSE HOLDERS TO SUIT Refer to page 61

JLLS

600VAC

fast



JLLS DIMENSIONS (mm)						
AMPS	A	B	C	D	E	F
1-30	38.1	14.5				
35-60	39.9	20.6				25.4
70-100			75.0	20.8	59.7	
110-200			82.8	27.2	63.7	
225-400			92.1	40.5	69.1	
450-600			101.2	52.4	75.0	
700-800			110.0	63.5	80.5	
900-1200			134.0	66.8	96.5	

Fast acting for general purpose applications

PART NO.	AMP	PART NO.	AMP
JLLS1	1A	JLLS125	125A
JLLS2	2A	JLLS150	150A
JLLS3	3A	JLLS175	175A
JLLS6	6A	JLLS200	200A
JLLS10	10A	JLLS225	225A
JLLS15	15A	JLLS250	250A
JLLS20	20A	JLLS300	300A
JLLS25	25A	JLLS350	350A
JLLS30	30A	JLLS400	400A
JLLS35	35A	JLLS450	450A
JLLS40	40A	JLLS500	500A
JLLS45	45A	JLLS600	600A
JLLS50	50A	JLLS700	700A
JLLS60	60A	JLLS800	800A
JLLS70	70A	JLLS900	900A
JLLS80	80A	JLLS1000	1000A
JLLS90	90A	JLLS1100	1100A
JLLS100	100A	JLLS1200	1200A
JLLS110	110A		

FUSE HOLDERS TO SUIT Refer to page 61

Industrial Class L

KLPC

600VAC (480VDC)
time delay



Time delay for Class L applications.

PART NO.	AMP	PART NO.	AMP
KLPC200	200	KLPC1350	1350
KLPC250	250	KLPC1400	1400
KLPC300	300	KLPC1500	1500
KLPC350	350	KLPC1600	1600
KLPC400	400	KLPC1800	1800
KLPC450	450	KLPC1900	1900
KLPC500	500	KLPC2000	2000
KLPC600	600	KLPC2100	2100
KLPC601	601	KLPC2200	2200
KLPC650	650	KLPC2300	2300
KLPC700	700	KLPC2500	2500
KLPC750	750	KLPC3000	3000
KLPC800	800	KLPC3500	3500
KLPC900	900	KLPC4000	4000
KLPC1000	1000	KLPC4500	4500
KLPC1100	1100	KLPC5000	5000
KLPC1200	1200	KLPC6000	6000
KLPC1300	1300		

KLLU

600VAC (300VDC)
time delay



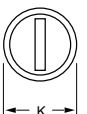
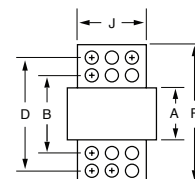
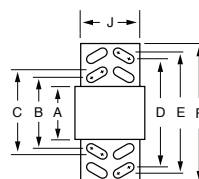
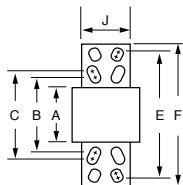
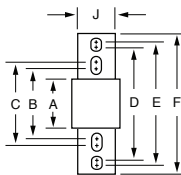
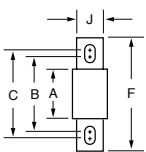
Time delay for Class L applications (higher peak let through current).

PART NO.	AMP	PART NO.	AMP
KLLU601	601	KLLU1400	1400
KLLU650	650	KLLU1500	1500
KLLU700	700	KLLU1600	1600
KLLU750	750	KLLU1800	1800
KLLU800	800	KLLU2000	2000
KLLU900	900	KLLU2500	2500
KLLU1000	1000	KLLU3000	3000
KLLU1200	1200	KLLU3500	3500
KLLU1350	1350	KLLU4000	4000

KLPC & KLLU DIMENSIONS

All dimensions in mm

AMPS	A	B	C	D	E	F	J	K
200-800	95.3	146.1	171.5			219.1	50.8	63.5
900-1200	95.3	146.1	171.5	235.0	241.3	273.1	50.8	63.5
1300-1600	95.3	146.1	171.5	235.0	241.3	273.1	60.3	76.2
1800-2000	95.3	146.1	171.5	235.0	241.3	273.1	69.9	88.9
2100-2500	101.6	146.1	171.5	235.0	241.3	273.1	88.9	127.0
2501-3000	101.6	146.1	171.5	235.0	241.3	273.1	101.6	127.0
3500-4000	101.6	146.1	171.5	235.0	241.3	273.1	120.7	146.1
4500-5000	101.6	146.1		235.0		273.1	133.4	181.0
6000	101.6	146.1		235.0		273.1	133.4	181.0




Semiconductor

L25S



250VAC (250VDC*)

*250VDC 1A-200A, 200VDC 225A-800A



L25S DIMENSIONS (mm)				
AMPS	A	B	C	D
35-60	81.0	60.3	41.4	20.6
70-200	79.5	60.3	41.4	31.0
225-700	97.5	65.8	40.1	38.1
800	97.5	65.8	40.1	50.8

Semiconductor protection

PART NO.	AMP
CARTRIDGE SHAPE	
L25S-1	1A
L25S-2	2A
L25S-3	3A
L25S-4	4A
L25S-5	5A
L25S-6	6A
L25S-8	8A
L25S-10	10A
L25S-12	12A
L25S-15	15A
L25S-20	20A
L25S-25	25A
L25S-30	30A

FUSE HOLDERS TO SUIT Refer to pages 45

PART NO.	AMP
WITH TAGS	
L25S-35	35A
L25S-40	40A
L25S-45	45A
L25S-50	50A


PART NO.	AMP
WITH TAGS	
L25S-60	60A
L25S-70	70A
L25S-80	80A
L25S-90	90A
L25S-100	100A
L25S-125	125A
L25S-150	150A
L25S-175	175A
L25S-200	200A
L25S-225	225A
L25S-250	250A
L25S-275	275A
L25S-300	300A
L25S-350	350A
L25S-400	400A
L25S-450	450A
L25S-500	500A
L25S-600	600A
L25S-700	700A
L25S-800	800A

FUSE HOLDERS TO SUIT Refer to pages 61

A30QS



300VAC/DC



A30QS DIMENSIONS (mm)				
AMPS	A	B	C	D
35-60	81.0	60.3	41.4	21.0
70-200	80.0	60.3	41.4	31.0
225-700	98.0	65.8	40.0	38.0
800	98.0	65.8	40.0	50.8

Semiconductor protection

PART NO.	AMP
CARTRIDGE SHAPE	
A30QS1-1	1A
A30QS2-1	2A
A30QS3-1	3A
A30QS4-1	4A
A30QS5-1	5A
A30QS6-1	6A
A30QS7-1	7A
A30QS8-1	8A
A30QS10-1	10A
A30QS12-1	12A
A30QS15-1	15A
A30QS20-1	20A
A30QS25-1	25A
A30QS30-1	30A

FUSE HOLDERS TO SUIT Refer to pages 45

PART NO.	AMP
WITH TAGS	
A30QS35-4	35A
A30QS40-4	40A
A30QS50-4	50A
A30QS60-4	60A
A30QS70-4	70A
A30QS80-4	80A

PART NO.	AMP
WITH TAGS	
A30QS90-4	90A
A30QS100-4	100A
A30QS125-4	125A
A30QS130-4	130A
A30QS150-4	150A
A30QS175-4	175A
A30QS200-4	200A
A30QS225-4	225A
A30QS250-4	250A
A30QS300-4	300A
A30QS350-4	350A
A30QS400-4	400A
A30QS450-4	450A
A30QS500-4	500A
A30QS550-4	550A
A30QS600-4	600A
A30QS700-4	700A
A30QS800-4	800A


FUSE HOLDERS TO SUIT Refer to pages 61

Semiconductor

L50S



500VAC (450VDC)



L50S DIMENSIONS (mm)				
AMPS	A	B	C	D
35-60	81.0	60.3	41.4	20.6
70-100	92.2	72.6	54.1	25.4
125-200	92.2	73.0	54.1	31.0
225-400	110.0	78.5	53.1	38.1
450-600	114.0	81.7	56.4	50.8
700-800	164.0	113.1	56.4	63.5

Semiconductor protection

PART NO.	AMP
CARTRIDGE SHAPE	
L50S-10	10A
L50S-12	12A
L50S-15	15A
L50S-20	20A
L50S-25	25A
L50S-30	30A

FUSE HOLDERS TO SUIT Refer to pages 45


PART NO.	AMP
WITH TAGS	
L50S-35	35A
L50S-40	40A
L50S-50	50A
L50S-60	60A
L50S-70	70A
L50S-80	80A
L50S-90	90A
L50S-100	100A
L50S-125	125A
L50S-150	150A
L50S-175	175A
L50S-200	200A
L50S-225	225A
L50S-250	250A
L50S-275	275A
L50S-300	300A
L50S-350	350A
L50S-400	400A
L50S-450	450A
L50S-500	500A
L50S-550	550A
L50S-600	600A
L50S-700	700A
L50S-800	800A

FUSE HOLDERS TO SUIT Refer to pages 61

A50QS



500VAC/DC



A50QS DIMENSIONS (mm)				
AMPS	A	B	C	D
35-100	92.2	72.3	54.1	25.4
125-200	92.2	73.0	54.1	31.0
225-400	110.0	78.6	53.1	38.1
450-600	114.0	81.8	56.4	50.8
700-800	164.3	107.1	56.4	63.5
900-1200	177.0	126.2	81.8	76.2

Semiconductor protection

PART NO.	AMP
WITH TAGS	
A50QS35-4	35A
A50QS40-4	40A
A50QS50-4	50A
A50QS60-4	60A
A50QS70-4	70A
A50QS80-4	80A
A50QS90-4	90A
A50QS100-4	100A
A50QS125-4	125A
A50QS150-4	150A
A50QS175-4	175A
A50QS200-4	200A


PART NO.	AMP
WITH TAGS	
A50QS225-4	225A
A50QS300-4	300A
A50QS350-4	350A
A50QS400-4	400A
A50QS450-4	450A
A50QS500-4	500A
A50QS600-4	600A
A50QS700-4	700A
A50QS800-4	800A
A50QS900-4	900A
A50QS1000-4	1000A
A50QS1200-4	1200A

FUSE HOLDERS TO SUIT Refer to pages 61

Semiconductor

L60S

600VAC



A60X DIMENSIONS (mm)				
AMPS	A	B	C	D
35-60	111.1	90.5	70.6	20.6
70-100	113.5	92.8	73.9	25.4
125-200	111.9	92.9	73.9	31.0
225-400	130.2	103.2	73.2	38.1
450-600	130.2	103.0	73.2	50.8
700-800	184.2	134.5	76.2	63.5

Semiconductor protection

PART NO.	AMP
CARTRIDGE SHAPE	
L60S-1	1A
L60S-2	2A
L60S-3	3A
L60S-4	4A
L60S-5	5A
L60S-6	6A
L60S-8	8A
L60S-10	10A
L60S-12	12A
L60S-15	15A
L60S17.5	17.5A
L60S-20	20A
L60S-25	25A
L60S-30	30A


FUSE HOLDERS TO SUIT
9108001 (Disconnect switch)

PART NO.	AMP
CARTRIDGE SHAPE	
L60S-35	35A
L60S-40	40A
L60S-45	45A
L60S-50	50A
L60S-60	60A
L60S-70	70A
L60S-80	80A
L60S-90	90A
L60S-100	100A
L60S-125	125A
L60S-150	150A
L60S-175	175A
L60S-200	200A
L60S-225	225A
L60S-250	250A
L60S-300	300A
L60S-350	350A
L60S-400	400A
L60S-450	450A
L60S-500	500A
L60S-600	600A
L60S-700	700A
L60S-800	800A

FUSE HOLDERS TO SUIT **Refer to pages 61**

L70S

700VAC (650VDC)



L70S DIMENSIONS (mm)				
AMPS	A	B	C	D
35-60	111.0	91.6	73.2	25.4
70-100	111.0	92.1	73.2	31.0
125-200	129.0	97.6	72.1	38.1
225-400	129.0	97.6	72.1	50.8
450-600	180.0	129.0	72.1	63.5
700-800	173.0	135.0	84.1	73.2

Semiconductor protection

PART NO.	AMP
CARTRIDGE SHAPE	
L70S-10	10A
L70S-15	15A
L70S-20	20A
L70S-25	25A
L70S-30	30A

FUSE HOLDERS TO SUIT **Refer to pages 45**

PART NO.	AMP
WITH TAGS	
L70S-35	35A
L70S-40	40A
L70S-50	50A
L70S-60	60A
L70S-70	70A
L70S-80	80A
L70S-90	90A
L70S-100	100A
L70S-125	125A
L70S-150	150A
L70S-175	175A
L70S-200	200A
L70S-225	225A
L70S-250	250A
L70S-300	300A
L70S-350	350A
L70S-400	400A
L70S-450	450A
L70S-500	500A
L70S-600	600A
L70S-700	700A
L70S-800	800A

FUSE HOLDERS TO SUIT **Refer to pages 61**

Semiconductor

A70QS 700VAC/DC



A70QS DIMENSIONS (mm)				
AMPS	A	B	C	D
35-100	111.0	90.4	73.0	25.4
125-200	111.0	92.0	73.0	31.0
225-400	129.0	97.8	72.2	38.1
450-600	129.0	97.8	72.2	50.8
700-800	180.0	129.5	72.2	63.5

Semiconductor protection

PART NO.	AMP
WITH TAGS	
A70QS35-4	35A
A70QS40-4	40A
A70QS50-4	50A
A70QS60-4	60A
A70QS70-4	70A
A70QS80-4	80A
A70QS90-4	90A
A70QS100-4	100A
A70QS125-4	125A
A70QS150-4	150A
A70QS175-4	175A

PART NO.	AMP
WITH TAGS	
A70QS200-4	200A
A70QS250-4	250A
A70QS300-4	300A
A70QS350-4	350A
A70QS400-4	400A
A70QS450-4	450A
A70QS500-4	500A
A70QS600-4	600A
A70QS700-4	700A
A70QS800-4	800A

FUSE HOLDERS TO SUIT **Refer to pages 61**

A70Q 700VAC (650VDC)



A70Q DIMENSIONS (mm)				
AMPS	A	B	C	D
35-60	111.0	83.8	49.8	31.0
70-100	111.0	83.8	49.8	31.0
125-200	129.0	89.9	49.8	38.1
250-400	129.0	88.3	49.8	50.8
450-600	180.0	113.8	49.8	63.5


Semiconductor protection

PART NO.	AMP
WITH TAGS	
A70Q35-4	35A
A70Q40-4	40A
A70Q50-4	50A
A70Q60-4	60A
A70Q70-4	70A
A70Q80-4	80A
A70Q90-4	90A
A70Q100-4	100A
A70Q125-4	125A
A70Q150-4	150A

PART NO.	AMP
WITH TAGS	
A70Q175-4	175A
A70Q200-4	200A
A70Q250-4	250A
A70Q300-4	300A
A70Q350-4	350A
A70Q400-4	400A
A70Q450-4	450A
A70Q500-4	500A
A70Q600-4	600A

FUSE HOLDERS TO SUIT **Refer to pages 61**

A100P 1000VAC (750VDC)



A100P DIMENSIONS (mm)				
AMPS	A	B	C	D
35-60	127.0	107.5	173.0	25.4
80-100	127.0	107.5	173.0	31.0
125-200	145.0	113.5	88.1	38.1
225-400	145.0	113.5	88.1	50.8
500-1000	196.0	145.0	88.1	63.5

Semiconductor protection

PART NO.	AMP
CARTRIDGE SHAPE	
A100P15-1	15A
A100P20-1	20A
A100P25-1	25A
A100P30-1	30A

PART NO.	AMP
WITH TAGS	
A100P125-4	125A
A100P150-4	150A
A100P200-4	200A
A100P225-4	225A
A100P250-4	250A
A100P300-4	300A
A100P350-4	350A
A100P400-4	400A
A100P500-4	500A
A100P600-4	600A
A100P650-4	650A
A100P700-4	700A
A100P800-4	800A
A100P1000-4	1000A

FUSE HOLDERS TO SUIT **Contact Fuseco**

PART NO.	AMP
WITH TAGS	
A100P35-4	35A
A100P40-4	40A
A100P50-4	50A
A100P60-4	60A
A100P80-4	80A
A100P100-4	100A

FUSE HOLDERS TO SUIT **Refer to page 61**

Industrial Fuse Holders

FUSE BLOCKS open fuse base



SERIES	CLASS / TYPE	FOR USE WITH	AMP RATING
FH25	Class H, K5 & R 250V	NLN	1-600
LFH60	Class H, K5 & R 600V	NLS	1-600
LFR25	Class H, K5 & R 250V	FLNR (ID), KLNLR	1/10-600
LFR60	Class H, K5 & R 600V	FLSR (ID), KLSR	1/10-600
LFJ60	Class J 600V	JTD	8/10-600
LFJ60	Class J 600V	JLS	1-600
LFT30	Class T 300V	JLLN	1-1200
LFT60	Class T 600V	JLLS	1-1200
LFG60	Class G 600V	SLC	1/2-20
LFG60	Class G 480V	SLC	25-60
L600-C	Class CC	CCMR, KDR, KLKR	1-30
L600-M	Midget fuses	BLF, BLN, BLS, FLA, FLM, FLQ, FLU, KLK, KLKD, KLQ	1-30
LE	Midget fuses	10x38mm	1-30

Semiconductor Fuse holders

LSCR 1000VAC modular fuse bases



Fuse holders to suit bolt in fuses

PART NO.	AMP
LSCR001	400A
Suitable for	AMP
L25S, A30QS	35-200
L50S	35-100
A50QS	35-200
L60S	35-200
L70S, A70QS	35-200
A100P	35-60

PART NO.	AMP
LSCR002	800A
Suitable for	AMP
L25S, A30QS	225-800
L50S	225-800
A50QS	225-800
L60S	225-800
L70S, A70QS	125-800
A100P	125-800

FUSE BLOCKS 1000VAC fuse base



One piece fuse holder to suit bolt in fuses

PART NO.	FOR USE WITH	AMP
P243	L25S, A30QS	35-200
	L50S	35-60
P243C	L60S, A70QS	35-200
	L70S	35-100
	A70Q	125-400
P243E	L50S	70-200
	A50QS	35-200
P243G	L25S, A30QS	225-800

PART NO.	FOR USE WITH	AMP
P266A	L60S	225-600
	L70S	125-400
	A70QS	225-600
P266C	L50S, A50QS	225-600
	A70Q	35-100
P266F	L70S	450-800
	L60S, A70QS	700-800
P266G	A100P	35-100
P266L	A100P	125-400
	A70Q	450-600